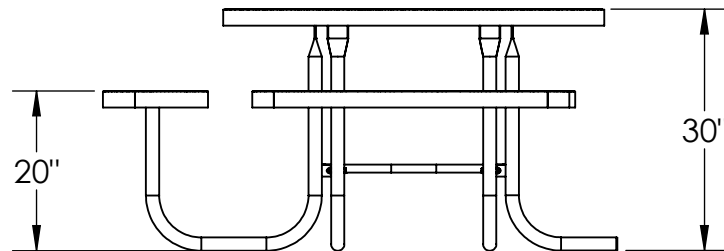
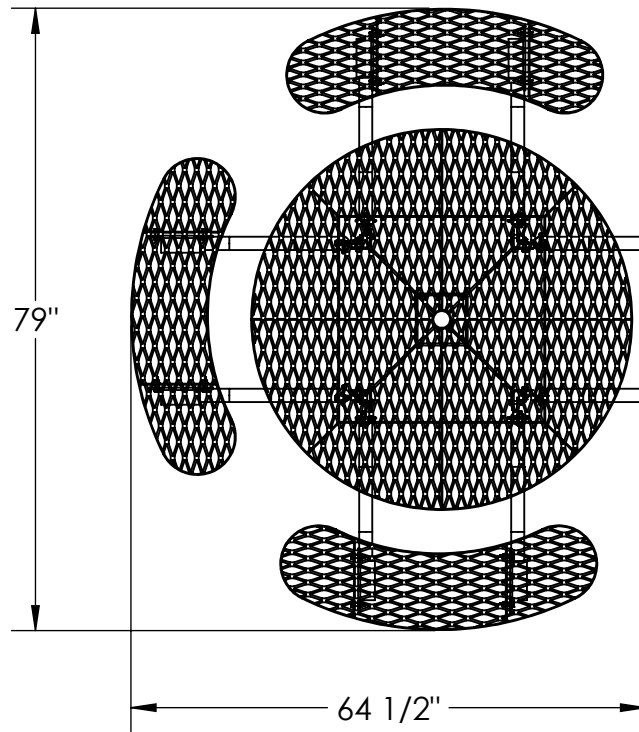


4' Round Wheelchair Accessible Table with 3 seats



ITEM NO.	DESCRIPTION	QTY.
1	4' Round Table Top	1
2	Round Table Seat	3
3	Sq./Rnd Table Leg Support Bracket	1
4	Sq./Rnd Table Free Standing Leg	6
5	3 Seat Leg for Sq/Round Table	2
6	3/8" SS Nylock Nut	28
7	3/8"x1-1/2" SS Hex Bolt	28
8	3/8" SS Flat Washer	56

4' Round Table with 3 seats.

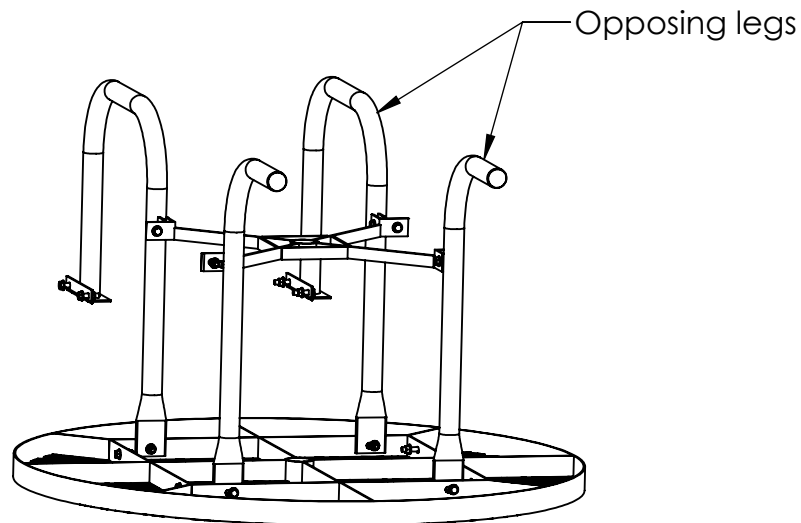


Fig. 1

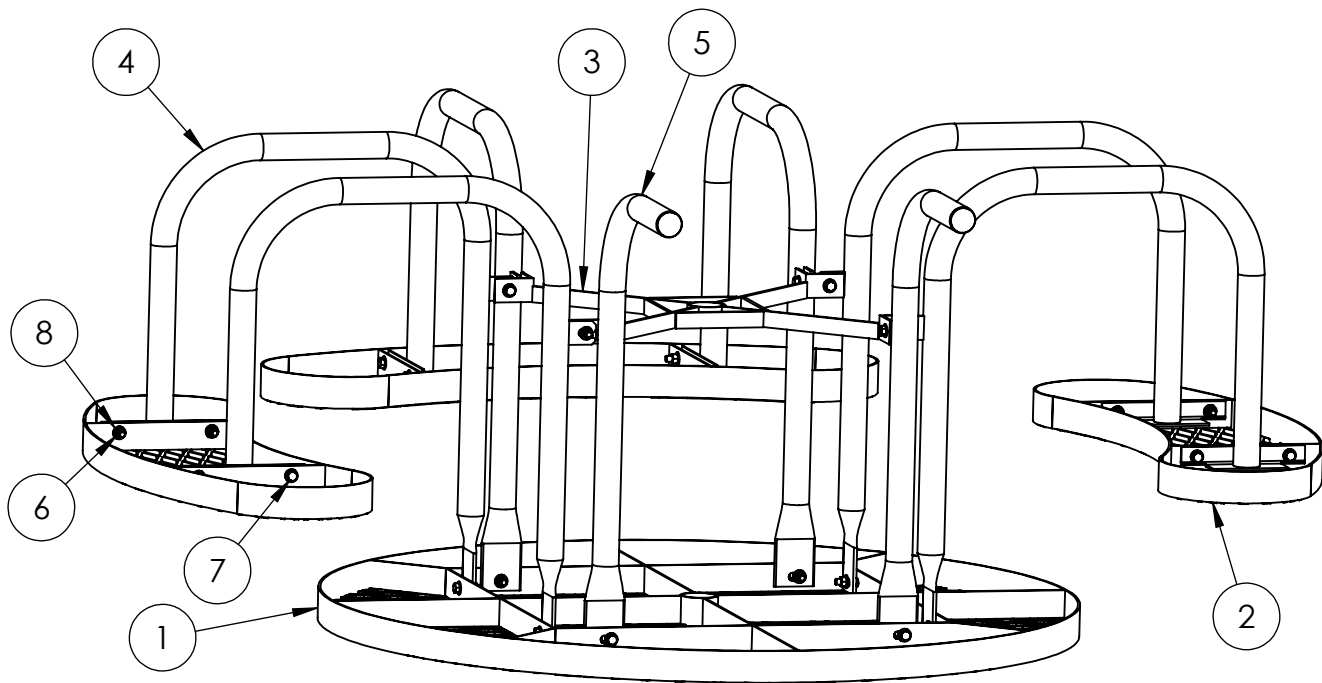


Fig. 2

In Accordance to California law: WARNING This product contains a chemical known to the State of California to cause cancer and birth defects or other reproductive harm.

1. With table top upside down bolt 2 opposing legs on to top. As shown in Fig. 1. Do not tighten the bolts now.
2. Attach "x" shaped leg brace to the 2 legs.
3. Attach the other 6 legs fastening to the "x" shaped leg brace as you go.
4. Attach seats to other end of leg. The vertical portion of the angle iron leg top bolts flush with the seat support bar.
5. Flip the table right side up, level the top and seats, and tighten all of the bolts.